






Wherever you see the Info  icon on the screen, tap it to learn about that feature. You are reading this now because you did that. Scroll through this or any other topic by swiping your finger up and down over the text, which may be longer than one screen. **When you finish reading, tap  at the bottom to return to what you were doing.**

It is nice when you can read something and understand all of it right away. When reading about a topic like a math app, that is probably not what will happen, no matter how hard we work at writing it, or how hard you work at reading it. That is because, until you put your finger in the water, you can't really know what *wet* means. Reading these  pages will help you know what to expect and what to do with this app, but you won't really know how the app works until you work with it. When you do, you will probably find yourself thinking "Oh yeah! That  page said something I didn't understand, and *this is it*, and *now I sort of do*." When that happens, go back and read that page again. More of it will make sense, and you will better understand what to do when you continue using the app.

In what follows here, there are a lot of big words. Some people enjoy big words, while others hate them, or are even afraid of them. Math has big words in it. There is no getting around them. In most cases, those big words turn out to mean things that are *really simple*. Part of the trick of learning math is to look for the ways in which it is simple. If something seems complicated, maybe you need to look at it from a different angle. And if you have a bad attitude about big words, you need to get over that. They are just words. We might wish they were shorter or more familiar, but they are the words we have, and we need them to talk about math.

So if you don't understand all of this right now, that's OK. Do your best with it, then come back and read it again some other time. You may find that a lot of what you learn about math seeps in around the edges. If you see something today and you don't understand it, it can surprise you when you see it again tomorrow or next week or next month. You might discover you learned something without even trying.

It is more helpful to have these  pages on the screen alongside the app. Then you can read about the app and experiment with it at the same time. That is easy to do on a desktop or laptop computer, but harder on an iPad or iPhone. You can solve this problem by printing these documents, which can be found on the **brising.com** website. Your web browser can help you print them out from there. Also, see our YouTube channel for video samples of DragginMath in action.

Remember to tap OK at the bottom when you finish reading.